

SVEN[®]

Portable Radio

USER'S MANUAL



SRP-525
SRP-535

www.sven.fi

Congratulations on your purchase of the SVEN portable radio!

COPYRIGHT

© 2018. SVEN PTE. LTD. Version 1.0 (V 1.0).

This Manual and information contained in it are copyrighted. All rights reserved.

BUYER RECOMMENDATIONS

- Unpack the device carefully. Make sure there are no accessories left in the box. Check up the device for damage; if the product was damaged during transportation, address the firm which carried out the delivery; if the product functions incorrectly, address the dealer at once.
- Shipping and transportation equipment is permitted only in the original container.
- Does not require special conditions for realization.
- Dispose of in accordance with regulations for the disposal of household and computer equipment.

PACKAGE CONTENTS

- Portable radio – 1 pc
- Carrying strap – 1 pc
- Power cable – 1 pc
- User's Manual – 1 pc
- Warranty card – 1 pc

SAFETY PRECAUTIONS



Caution! High voltage inside! To avoid the risk of electric shock do not open or touch elements inside.

- To avoid electric shock, do not open the MSS and do not perform repairs by yourself. Service and repairs should be performed only by qualified specialists in an authorized service center. The list of authorized service centers is available at **www.sven.fi**.
- Do not touch the MSS power cord plug pins for 2 seconds after unplugging it from the mains.
- Do not put foreign objects inside the holes of the MSS.
- Protect the MSS from high humidity, water and dust.
- Protect the MSS from heating: do not place it closer than 1 m from a heat source. Do not expose it to direct sunlight.
- Do not place any open flame sources on or close to MSS.
- Do not place the MSS in poorly ventilated areas. Leave an air gap of 10 cm or more. When operating the MSS, do not put any devices on it, do not cover it with cloth or other objects preventing it from cooling.
- Do not use any chemical agents for cleaning. Clean it with dry soft cloth only.

SPECIAL FEATURES

- Built-in FM/AM/SW tuner
- Built-in player for audio files from USB flash and microSD card
- Telescopic swivel antenna
- Built-in battery

Description

- ① Mode select button (Player/FM/AM/SW radio)
- ② On/off flashlight button
- ③ CHARGE: LED charge indicator
- ④ Connector for charging AC from 4.5V charger
- ⑤ Connector with DC 4B output
- ⑥ Portable radio on/off knob/volume control knob
- ⑦ Previous track (in Player mode)
- ⑧ Next track (in Player mode)
- ⑨ Repeat mode selection button (in Player mode):
 - repeats the current track;
 - plays all tracks in the sequential order
- ⑩ Play/Pause button (in Player mode)
- ⑪ Station tuning knob
- ⑫ Telescopic swivel antenna
- ⑬ MP3 LED: Player mode indicator
- ⑭ Micro SD card slot
- ⑮ Flashlight
- ⑯ USB: USB-flash card slot
- ⑰ Battery compartment type D/UM-1
- ⑱ Connector for charging AC from mains ~ 230V

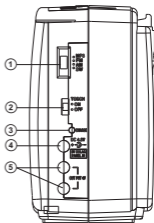


Fig. 1. Side view*
SRP-525

* SRP-535 side view is identical to model SRP-525

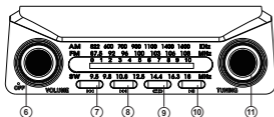


Fig. 2. Front control panel SRP-525

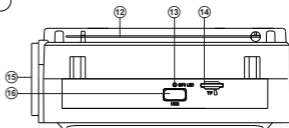


Fig. 3. Top view SRP-525

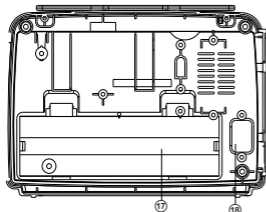


Fig. 4. Rear view** SRP-525




Fig. 5. Front control panel SRP-535

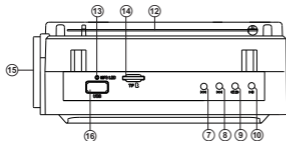


Fig. 6. Top view SRP-535

** SRP-535 rear view is identical to model SRP-525

CONNECTION AND OPERATION

Attention! *The built-in battery must be charged completely prior to the application.*

Speaker system battery charging

- Connect the speaker to the 230V mains socket via the jack ⑱ using the power cord (included) or via the jack ④ to the 4.5V battery charger (not included). During battery charging the indicator ③ is red.
- The battery is used in the speaker system as an integral part of the device, therefore do not try to extract or replace it, because this can result in the warranty cancellation or the device damage.
- Adjust the overall volume level by turning the knob ⑥.

Attention! *For powering the speaker, it is possible to use D/UM-1 batteries (2 pcs.) (not included). Install them into the battery compartment ⑰. Observe the polarity.*

TECHNICAL SPECIFICATIONS

Parameter, measurement unit	Value SRP-525	Value SRP-535
Frequency range, Hz	150 – 20,000	
Output power (RMS), W	3	
Speaker diameter, mm	Ø 76	
Power supply, V	~230V / 50Hz, DC4.5V, battery, battery type D / UM-1 (1.5V) - 2 pcs.	
Weight, kg	0.65	
Dimensions, mm	182 × 120 × 80	180 × 120 × 82

Notes. *Technical specifications given in this table are supplemental information and cannot give occasion to claims. Technical specifications and package contents are subject to change without notice due to the improvement of SVEN production.*

Technical support is on www.sven.fi.

Portable Radio

SVEN®



Models: SRP-525, SRP-535

Импортер в России: ООО «РЕГАРД», 105082,
г. Москва, ул. Фридриха Энгельса, д. 75, стр. 5.
Уполномоченная организация в России: ООО «РТ-Ф»,
105082, г. Москва, ул. Фридриха Энгельса, д. 75, стр. 5.

Условия гарантийного обслуживания смотрите
в гарантийном талоне или на сайте www.sven.fi.

Гарантийный срок: 12 мес.

Срок службы: 2 года.

Производитель: «СВЕН ПТЕ. Лимитед»,

176 Джу Чиаг Роуд, № 02-02, Сингапур, 427447.

Произведено под контролем «Свен Скандинавия
Лимитед», 48310, Финляндия, Котка,
Котолахдентие, 15. Сделано в Китае.

Manufacturer: SVEN PTE. LTD, 176 Joo Chiat Road,
№ 02-02, Singapore, 427447. Produced under the
control of Oy Sven Scandinavia Ltd. 15, Kotolahdentie,
Kotka, Finland, 48310. Made in China.

® Registered Trademark of Oy SVEN
Scandinavia Ltd. Finland.



SRP-525 SRP-535